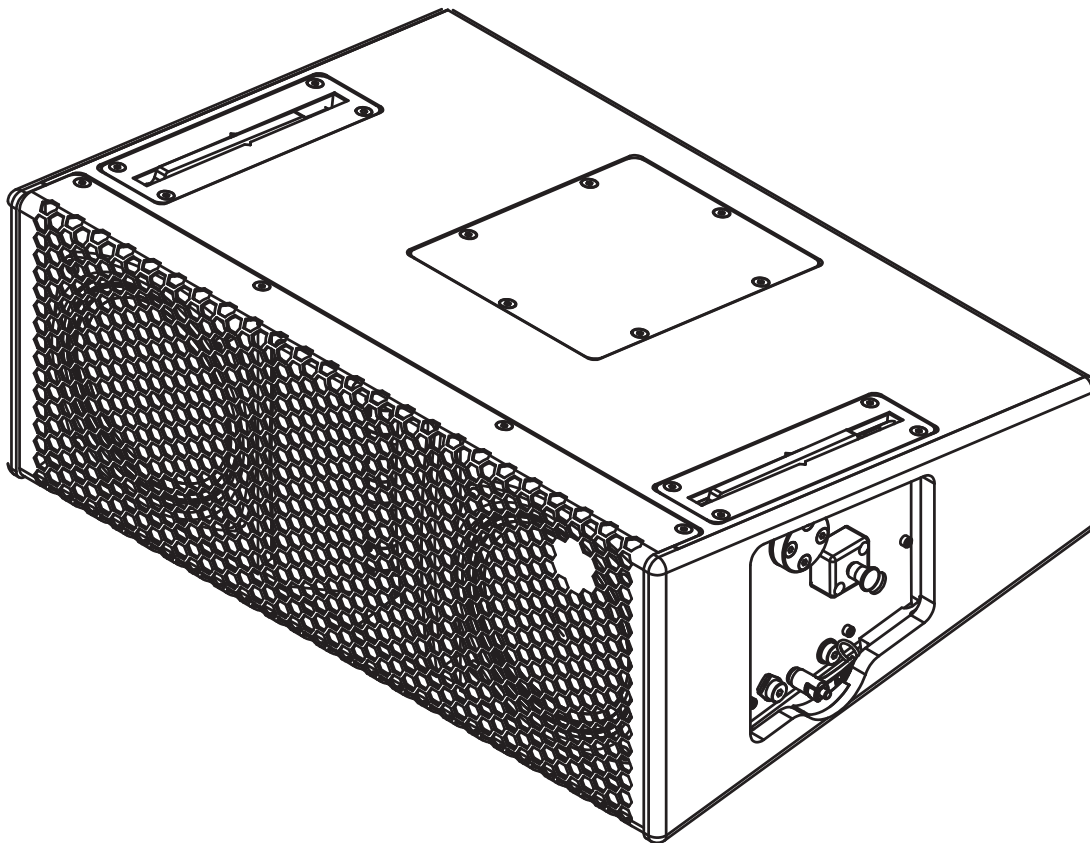


SpekTrix W-t
[972-0009]

PRODUCT INFORMATION BOOKLET

Document Reference: SPK_W_T_PIB_EN_1.3

Distribution Date: October 30th, 2014



General Information

Congratulations on your purchase of the Adamson Systems Engineering SpekTrix W-t line array enclosure. Included in your shipment should be: **1x SpekTrix W-t enclosure**

All products manufactured by Adamson Systems Engineering are inspected before packaging and shipping and should arrive free from technical and visual defects. After opening the shipping container, check for any damage. If found, please notify your Adamson representative immediately. The consignee should then initiate a damage claim with the shipping agent. Be sure to save all contents and packing materials to be inspected by the carrier.

Read this document thoroughly and completely to become familiar with the product. Also read the product manual containing vital information regarding proper use and safety limits of this product. All accompanying documentation can also be obtained by contacting your Adamson representative, or through the website at <http://www.adamsonsystems.com/>.

We are always improving our products and technology, and as such, Adamson Systems Engineering reserves the right to change the contents of its documents without prior notice. Please refer to Adamson Systems Engineering's website for up to date documentation.

Symbols



Important Operating Instructions - Notification of instructions that must be strictly followed to ensure proper use of the product.



Warning - Indication of a potential risk of harm to an individual or possibility of damage to the product.

Safety Instructions

1. Read this document completely.
2. Follow all safety instructions and heed all warnings indicated by the appropriate signal.
3. This product is not to be modified.
4. This product is only to be used in conjunction with equipment or accessories authorized by Adamson Systems Engineering. Using unauthorized items is prohibited as this allows risk of hazardous accidents and/or personal injury.
5. Read the accompanying user manual before using the product. Follow all instructions regarding use of approved accessories.
6. Before suspending this product, read the accompanying user manual's rigging section.
7. Do not expose this product to extreme environmental conditions, such as excessive heat, moisture or rain for prolonged periods of time.
8. Do not store or transport this product on an unstable surface.
9. When transporting this product, please carry by using the handles, or use the approved transportation accessories.
10. Maintain all documentation shipped with the product. Record any service to the product in the maintenance section, and if re-selling the product, include these documents in the transaction.
11. The maintenance section of this document is to be followed exactly.

Proper Use



Please read the SpekTriX User Manual for proper use of this loudspeaker product.

Rigging



Please read the rigging section of the SpekTriX User Manual for proper rigging techniques and safety limits. Use Blueprint AV™ to determine proper rigging information.

SpekTrix W-t



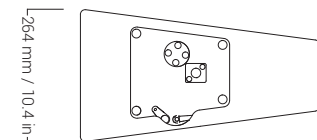
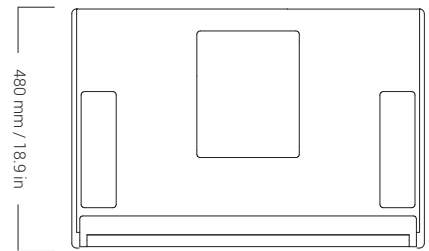
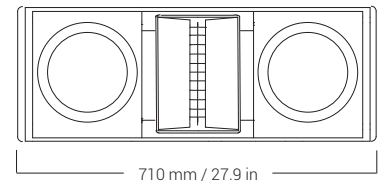
The SpekTrix WAVE (Wide Angle Vertical Enclosure) utilizes the same components as the SpekTrix and can be amplified and processed in parallel with the 5° model. The increased vertical coverage pattern of the 15° SpekTrix W makes it the optimal downfill solution at the bottom of an array and perfect for use in a wide vertical array designs.

The AIR™ rigging system is simple and effective, consisting of a laser-cut revolving disk allowing for 3 splay positions. The enclosure is also available with EIR™ installation rigging, a plate system that reduces overall weight.

Specifications

Frequency Range (+/-3 dB)	100 Hz - 18 kHz
Nominal Directivity (-6 dB) H x V	120° x 15°
Maximum Peak SPL **	139.1 dB
Components LF	ND8-L 8" Kevlar Neodymium Driver
Components MF	ND8-M 8" Kevlar Neodymium Driver
Components HF	B&C DE900 3" / 1.4" Exit Compression Driver
Nominal Impedance LF	8 Ω
Nominal Impedance MF	8 Ω
Nominal Impedance HF	8 Ω
Power Handling (AES / Peak) LF	250 / 1000 W
Power Handling (AES / Peak) MF	250 / 1000 W
Power Handling (AES / Peak) HF	110 / 440 W
Rigging	AIR™ Revolving Disk System (Touring) or EIR™ Plate System (Install)
Connection	2x Speakon™ NL8
Height Front (mm / in)	264 / 10.4
Width (mm / in)	710 / 27.9
Depth (mm / in)	480 / 18.9
Weight (kg / lbs)	29 / 62 (-t), 23.6 / 52 (-i)
Processing	Lake, Powersoft, XTA

**12 dB crest factor pink noise at 1m, free field, using specified processing and amplification



EC Declaration of Conformity

ADAMSON SYSTEMS ENGINEERING, INC.

1401 Scugog Line 6, Port Perry (ON), L9L 1B2, Canada

Declares that the product:
972-0009 SpekTrix W-t

Is in conformance with all applicable essential requirements of the Directives:

2006/42/EC: Machinery Directive (relevant to the rigging system of the loudspeaker)
2006/95/EC: Low Voltage Directive

It has been designed to comply with the relevant sections of the following standards and technical specifications:

Harmonised Standards

EN ISO 12100 (11/2010)	Safety of Machinery
EN 60065 (10/2011):	Audio, Video and Similar Electronic Apparatus – Safety Requirements

Further Standards and Regulations

DIN EN 1993-1 Eurocode 3 (12/2010),	Design of Steel Structures
DIN 18800 (11/1990),	Steel Structures
DIN EN 1999-1 Eurocode 9 (05/2010),	Design of Aluminium Structures
DIN 4113 (9/2002),	Aluminium constructions
BGV C1 (04/1998),	German Accident-Prevention Regulation for Staging and Production Facilities for the Entertainment Industry

The Technical File is maintained at:

ADAMSON EUROPE GMBH

Billstr. 173, 20539 Hamburg, Germany
Contact person and authorized representative:
Jochen Sommer (Director of European Operations)

Established at Port Perry, ON. CA - October 30th, 2014



Brock Adamson (President & CEO)



Maintenance

Adamson Systems Engineering products should be regularly inspected to ensure proper performance and safety. Please refer to the SpekTriX User Manual for detailed instructions.



Only perform repair work using the SpekTriX W-t Service Kit [945-0027]

Any other repair work is not authorized and will void the warranty. Please contact an Adamson representative for further information.

MAINTENANCE RECORD		Serial Number: # _____
Date	Service Record	Technician

Maintenance

MAINTENANCE RECORD	Serial Number: # _____	
Date	Service Record	Technician



SpekTrix W-t

3-way line source enclosure [972-0009]

LF - 1x 8" ND8-L [940-0015]

MF - 1x 8" ND8-M [940-0018]

HF - 1x 3" DE900 [140-0011]

15° wide angle vertical enclosure, AIR™ revolving disk rigging system

www.adamsonsystems.com

www.facebook.com/adamsonsystems

CANADA: 905-982-0520

UNITED STATES: 952-892-6003

EUROPE: +49 40 7699 9959 0